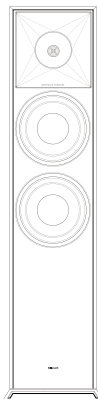


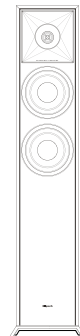
RP-8060FA II



RP-8000F II



RP-6000F II



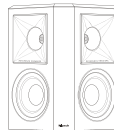
RP-5000F II



RP-600M II



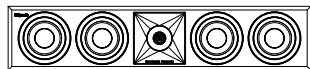
RP-500M II



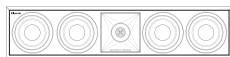
RP-502S II



RP-500SA II



RP-504C II



RP-404C II



RP-500C II

## ROOM PLACEMENT

---

**Left and Right Main Channel Speakers** – For optimum performance, Klipsch Group, Inc. (KGI) suggests placing your speakers 6 to 15 feet (1.8 to 4.6m) apart. They may also be toed-in slightly for better stereo imaging. The listening position should be about 1 to 1.5 times the distance separating the speakers. Refer to Figures 1 and 3 for connection and placement.

**Center Channel Speakers** – Center channel speakers are designed to place dialogue and primary sounds so that they appear to come from the video screen. The speakers should therefore be placed as close to the screen as possible, preferably directly on top of or below the screen. Refer to Figures 1, 2 and 3 for connection and placement.

**Rear Surround Channel Speakers** – Klipsch surround speakers should be placed approximately 2 feet above the listening position. Typically this will be about 5-7 feet above the floor. The surrounds should be placed on the walls directly adjacent to the listening position. Another option would be on the wall behind the listening position. The final surround speaker placement depends on your room's characteristics. They are designed to recreate the sense of space and ambience that many of today's surround sound technologies provide. Refer to Figures 1, 3 and 4 for connection and placement.

## CONNECTION

---

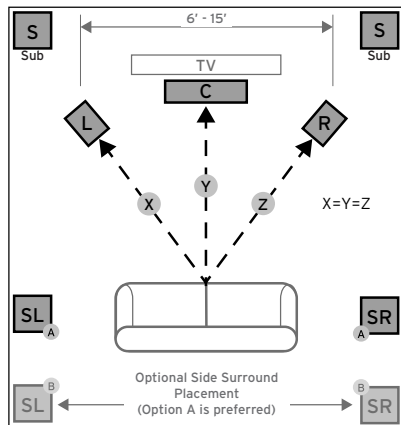
**Conventional Connection** – Using 16-12 gauge speaker wire, connect the RED “positive” (+) terminal of the LEFT speaker to the RED “positive” (+) terminal of your amplifier’s LEFT channel. Connect the BLACK “negative” (-) terminal of the LEFT speaker to the BLACK “negative” (-) terminal of your amplifier’s LEFT channel.

Repeat the above procedure for connecting all remaining speakers to the appropriate amplifier channels. Refer to Figure 3. Make sure that no bare wires from any of the connections touch any other terminals as this could cause a short and damage your equipment.

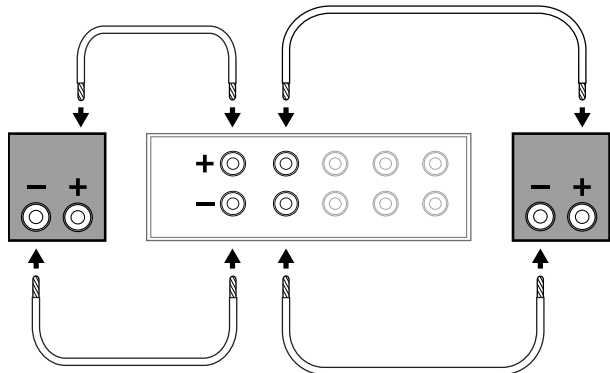
Reference Premiere models RP-8060FA II, RP-8000F II, RP-6000F II, RP-5000F II, and RP-600M II are equipped with dual binding posts. If single wire connection is used, the terminal connecting wire should remain in place. If Bi-wire or Bi-amp connection is used, the terminal connecting wire must be removed. Please see your receiver's manual for further instructions.

**Amplifier Requirements** – Klipsch speakers are highly efficient and will operate easily on a wide variety of amplifiers. All Klipsch speakers are 8-ohm compatible and can be driven to very high levels with low distortion. Due to the high output levels Klipsch speakers are capable of reproducing, exercise caution with the volume control. Excessive volume over long periods can permanently damage your hearing. Overdriving your amplifier could also damage your speakers. Check with your dealer or amplifier manual to make sure your particular amplifier is best suited to your application. We want you listening for a lifetime.

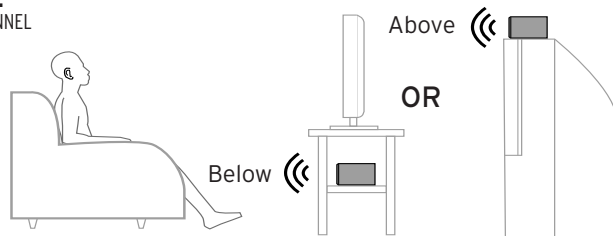
**FIGURE 1**  
SPEAKER PLACEMENT IN LISTENING AREA



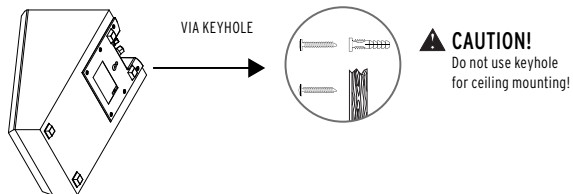
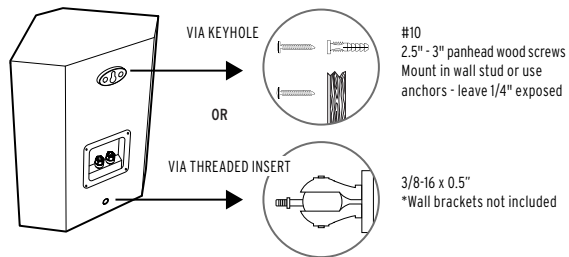
**FIGURE 3**  
STANDARD CONNECTIONS



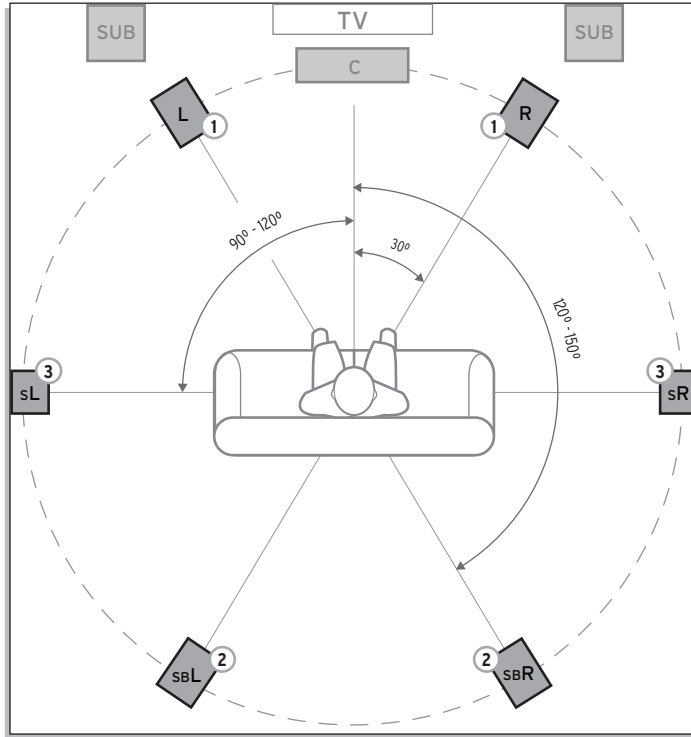
**FIGURE 2**  
CENTER CHANNEL



**FIGURE 4**  
WALL MOUNTING

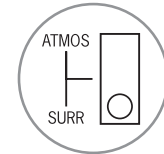
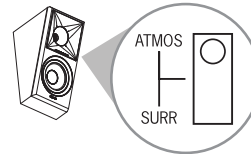
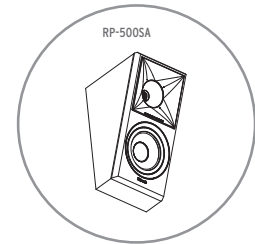
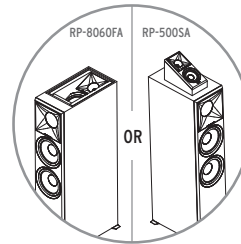


# REFERENCE WITH DOLBY ATMOS® TECHNOLOGY

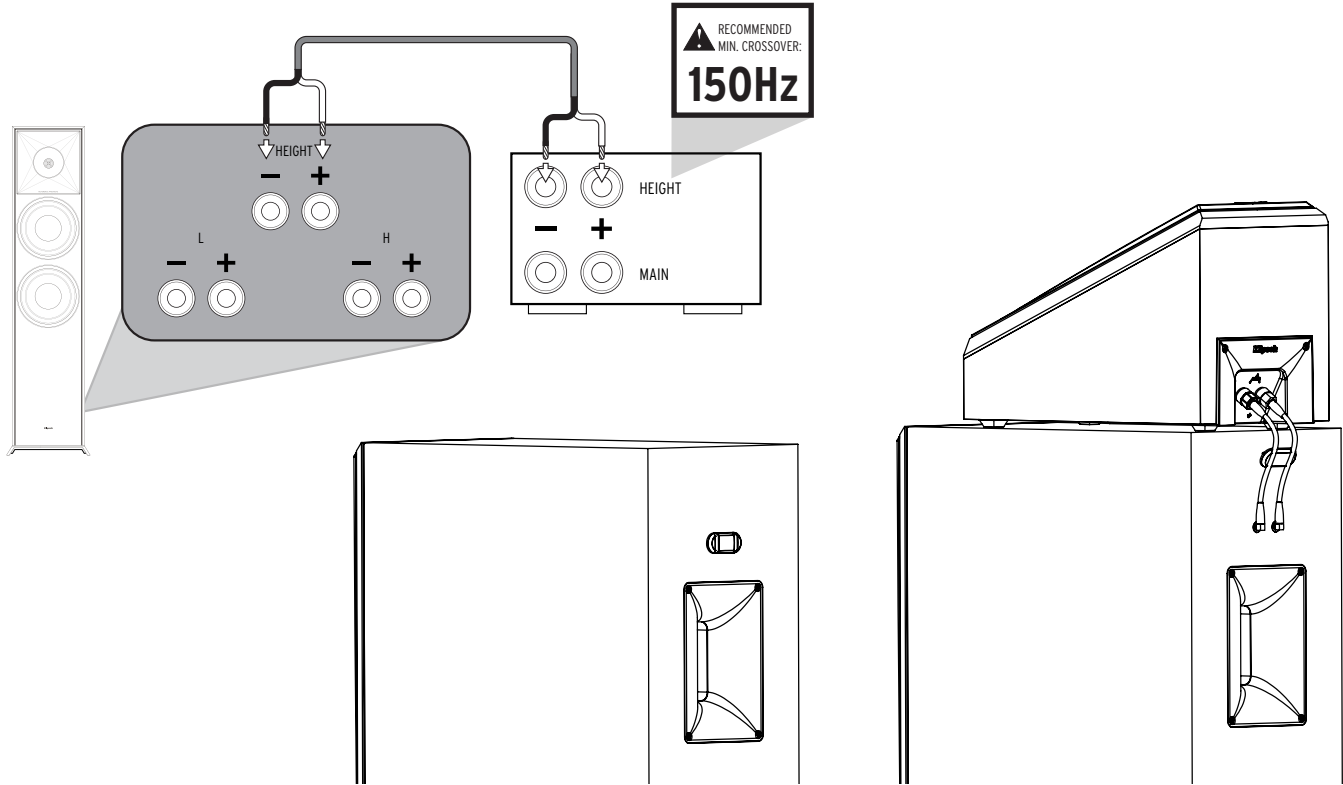


SPEAKER PLACEMENT IN LISTENING AREA

- 1** MANDATORY
- 2** SECONDARY
- 3** OPTIONAL



# ATMOS ELEVATION CHANNEL CONNECTION



## CARE AND CLEANING

---

The only thing you should ever need to do to your speakers is dust them occasionally. Never apply any abrasive or solvent-based cleaner or any harsh detergent. You can clean the grilles with the brush attachment of a vacuum cleaner.

## PRODUCT REGISTRATION

---

Register your product online at [www.klipsch.com/register](http://www.klipsch.com/register)

- Keep up-to-date on new products and promotions.
- Your personal information will never be resold.
- This registration information is not used for warranty purposes.

**Please retain your receipt for warranty claims.**

**Klipsch**<sup>®</sup>  
KEEPERS OF THE SOUND<sup>™</sup>